



pl Pl

MÉTODO DE LECTO - ESCRITURA "ACTILUDIS"

NOTA: Este método es autoría de José Miguel de la Rosa Sánchez y está bajo licencia Creative Commons BY-NC-SA 3.0. De este método se pueden hacer tantas copias impresas como se desee siempre que su distribución sea totalmente gratuita para uso exclusivo de la enseñanza.

Queda totalmente prohibida la venta total o parcial del método así como su inclusión en cuadernos recopilatorios por los cuales se cobre por su utilización.

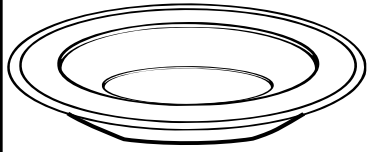
Así mismo bajo las condiciones de la licencia BY-NC-SA 3.0. puede COMPARTIRLO en REDES SOCIALES, WEB Y BLOG, pero en todos los casos enlazando al material original alojado en actiludis.com y NUNCA descargando y compartiendo desde un blog externo al original.

Nombre: _____

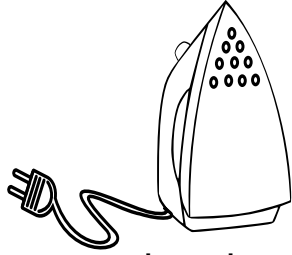
Fecha: _____




pla - ple - plo - pli - plu



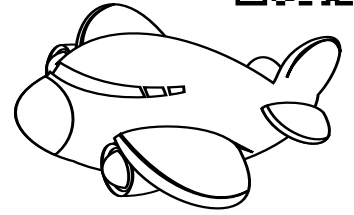
Un plato



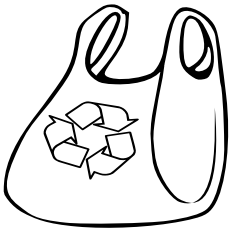
Una plancha



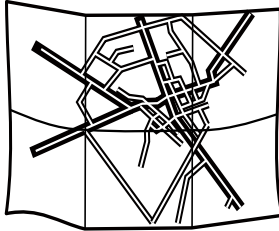
Unas manoplas



El aeroplano



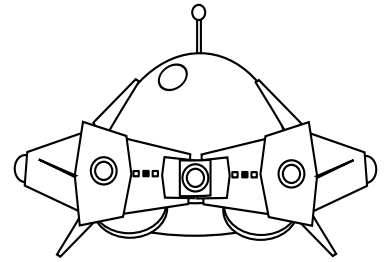
El plástico




Un plano




El cumpleaños



Un platillo volante




Un plinto



La explosión



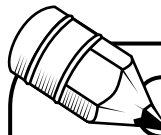
Una plantilla



Un planeta

Pluto descansaba plácidamente en la playa y pensaba un plan para desplumar al gallo que todas las mañanas lo despertaba.

Había pensado desplazarlo a vivir bajo un tejado de plástico lejos de allí, pero el plumífero lo descubriría a tiempo. Pero un día explotó de alegría al oír a la vecina decir que esa noche cenarían sopa de gallo.



Nombre: _____



Fecha: _____



Pla - Pli - Plu - Plo - Ple

COLOREA SEGUN LAS CLAVES Y DESCUBRE UN DIBUJO

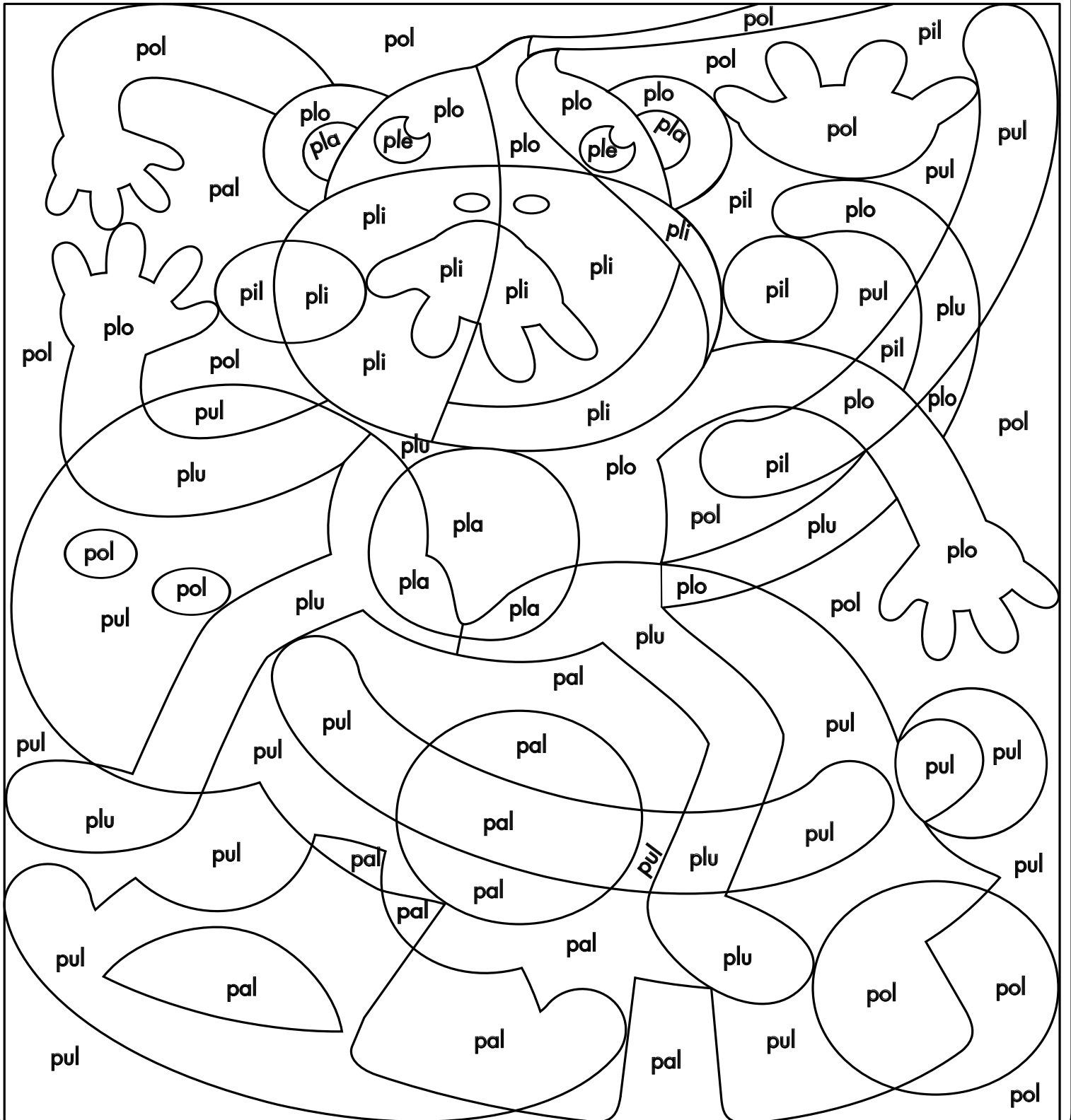
pla amarillo

pli naranja

ple negro

plo - plu marrón

pal - pel - pil - pol - pul de azul





Nombre:



Fecha:



Escribe "pl" y el nombre de los dibujos.




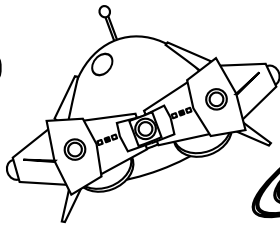
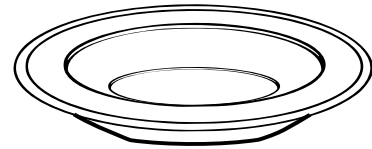
→ Pl pl Pl pl Pl pl Pl Pla Plo Ple Pli Plu

→

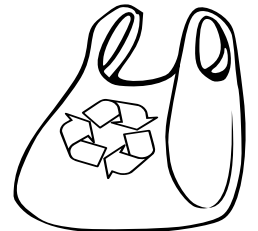
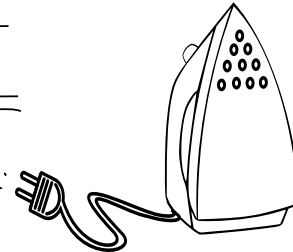




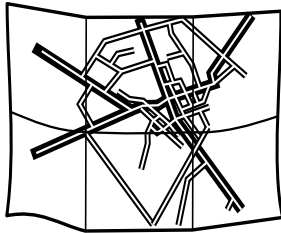

→

→

→



$5 \times 5 = 25$



→

→

→

→

→

→





Nombre: _____



Fecha: _____



Escribe "pl" y el nombre de los dibujos.



→ Pl pl Pl pl Pl pl Pl Pla Plo Ple Pli Plu


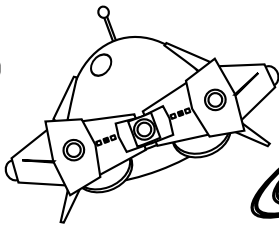
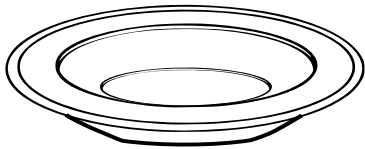
→ _____

→ _____

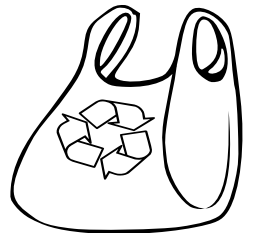
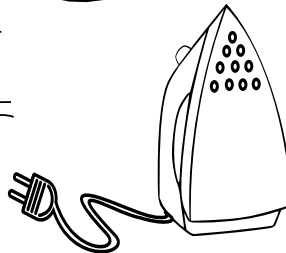





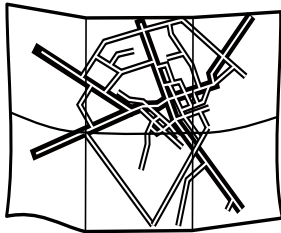

→ _____

→ _____

→ _____



$5 \times 5 = 25$



→ _____

→ _____

→ _____

→ _____

→ _____

→ _____

→ _____

→ _____

→ _____

Nombre: _____

Fecha: _____

Completa las siguientes palabras y clasificalas en el dibujo que tenga su sílaba

pla - ple - plo - pli - plu



com__tar

__ego

des__mar

di__ma

__ntación

__gar

__nto

__ral

ex__sivo

__neta

acom__jar

Pam__na

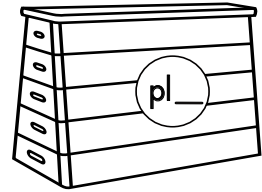
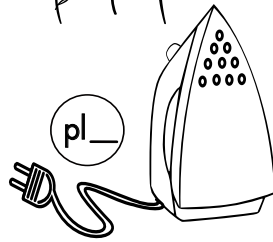

__tación

__ricelular


__tero

ORDENA

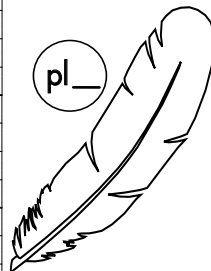
LAS PALABRAS



Large grid for writing answers.




Grid for writing the word corresponding to the folded paper.



Grid for writing the word corresponding to the feather.



Nombre: _____



Fecha: _____



Completa las siguientes palabras y clasificalas en el dibujo que tenga su sílaba

pla - ple - plo - pli - plu



com__tar

__ego

des__mar

di__ma

__ntación

__gar

__nto

__ral

ex__sivo

__neta

acom__jar

Pam__na

__tación

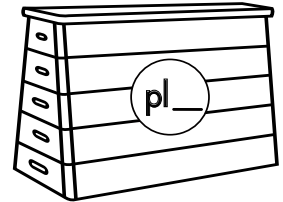
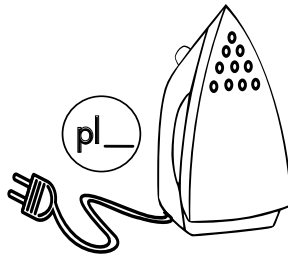

__ricelular

__tero

ORDENA

LAS


PALABRAS



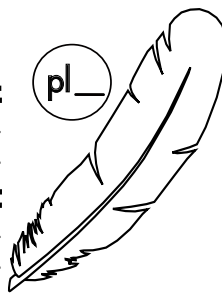
→	_____
→	_____
→	_____
→	_____

→	_____
→	_____
→	_____
→	_____

→	_____
→	_____
→	_____
→	_____



→	_____
→	_____
→	_____
→	_____



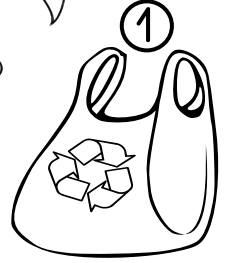
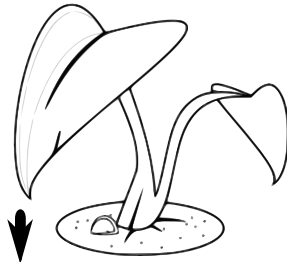
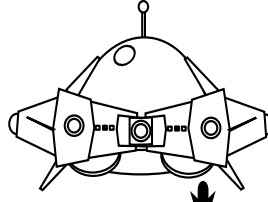

→	_____
→	_____
→	_____
→	_____

Nombre: _____


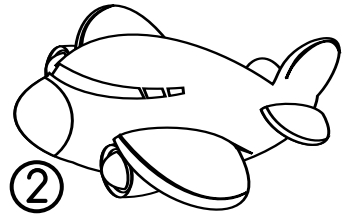
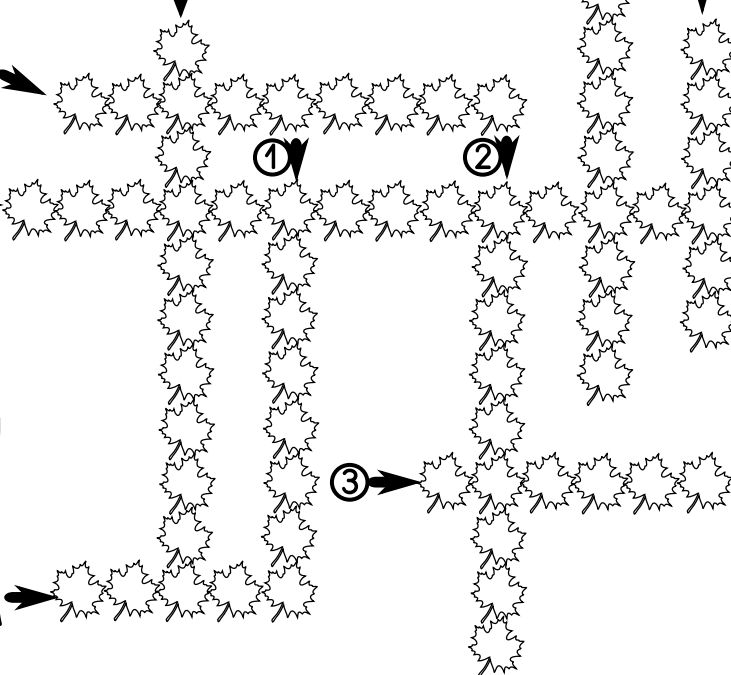
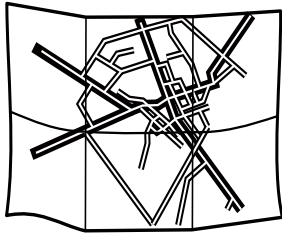
Fecha: _____

Pl pl

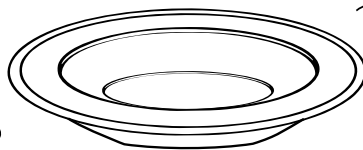
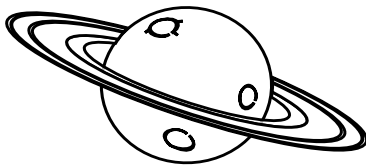




Completa el crucigrama y escribe las palabras abajo.



5 x 5 = 25



G	R	I	P	L	A	T	A	N	O	K
F	G	L	L	A	D	R	P	Q	C	C
F	R	P	A	C	T	I	L	R	M	U
T	I	L	T	E	R	O	A	R	A	M
E	F	U	O	R	E	O	N	J	N	P
G	O	M	R	L	R	R	C	S	O	L
P	L	A	N	E	T	A	H	T	P	E
L	A	C	S	A	B	F	A	A	L	A
A	R	A	A	A	D	O	R	A	A	Ñ
Y	R	A	A	A	D	A	N	T	R	O
A	E	X	P	L	O	C	I	O	N	S



→ _____

→ _____

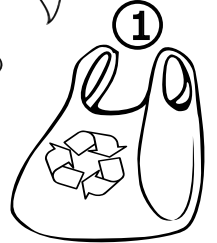

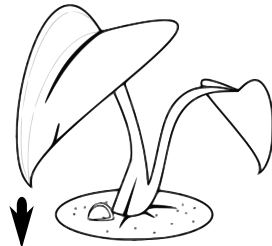
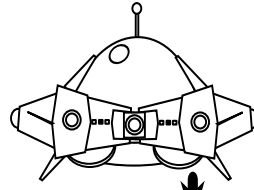

→ _____

Nombre:

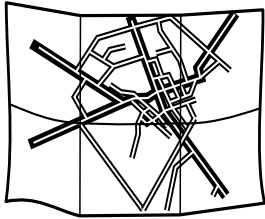
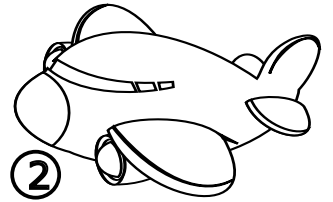
Fecha:




Completa el crucigrama y escribe las palabras abajo.



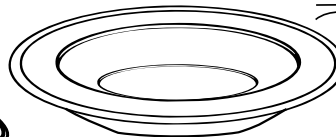
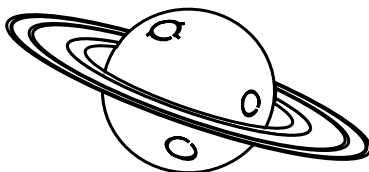




5 x 5 = 25



3

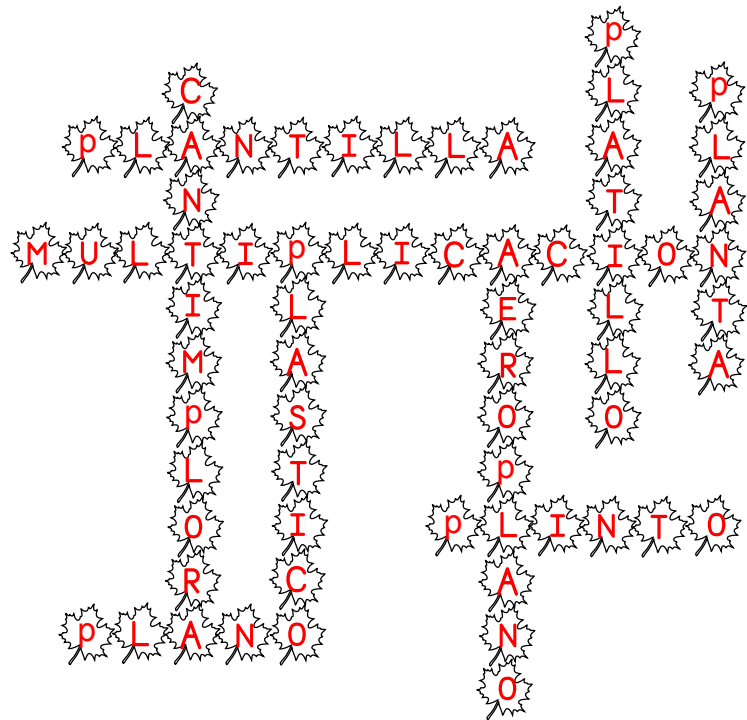


G	R	I	P	L	A	T	A	N	O	K
F	G	L	L	A	D	R	P	Q	C	C
F	R	P	A	C	T	I	L	R	M	U
T	I	L	T	E	R	O	A	R	A	M
E	F	U	O	R	E	O	N	J	N	P
G	O	M	R	L	R	R	C	S	O	L
P	L	A	N	E	T	A	H	T	P	E
L	A	C	S	A	B	F	A	A	L	A
A	R	A	A	A	D	O	R	A	A	Ñ
Y	R	A	A	A	D	A	N	T	R	O
A	E	X	P	L	O	C	I	O	N	S

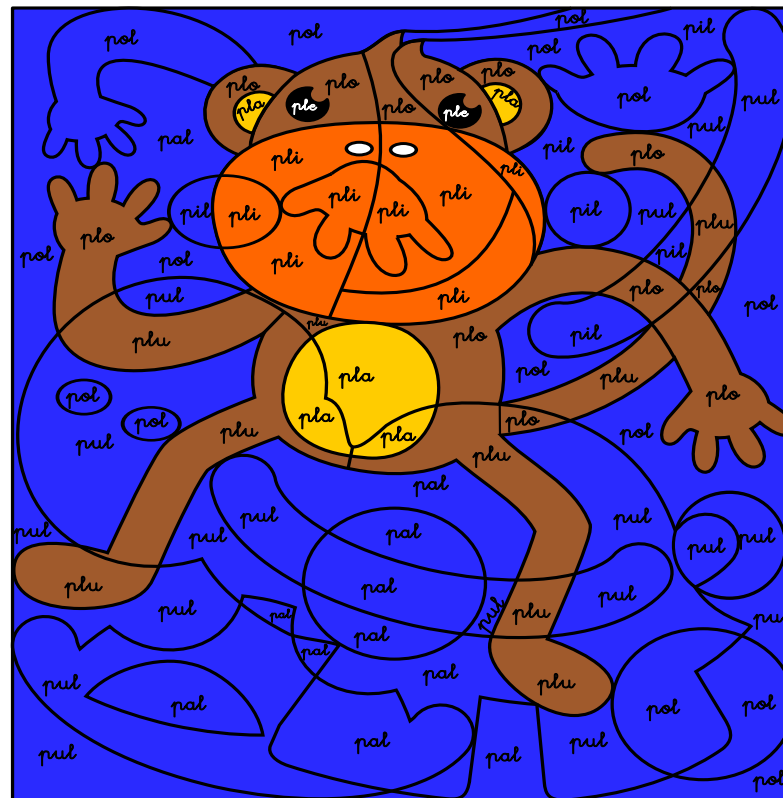


→

→




G	R	I	P	L	A	T	A	N	O	K
F	G	L	L	A	D	R	P	Q	C	C
F	R	P	A	C	T	I	L	R	M	U
T	I	L	T	E	R	O	A	R	A	M
E	F	U	O	R	E	O	N	J	N	P
G	O	M	R	L	R	R	C	S	O	L
P	L	A	N	E	T	A	H	T	P	E
L	A	C	S	A	B	F	A	A	L	A
A	R	A	F	R	D	O	R	A	A	Ñ
Y	R	T	N	A	D	A	A	T	R	O
A	E	X	P	L	O	C	I	O	N	S





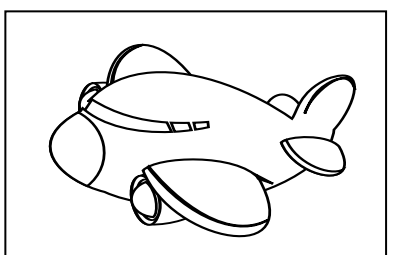

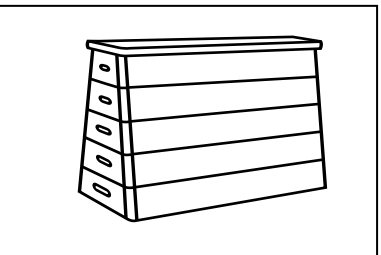

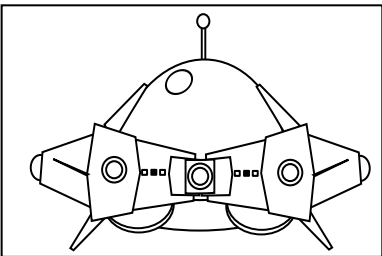

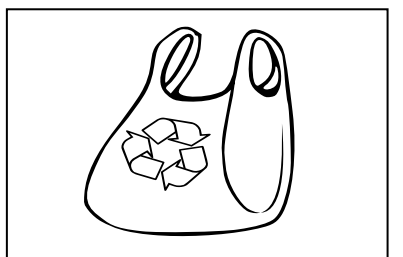
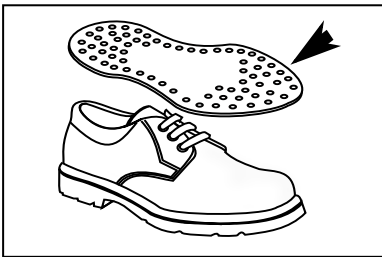

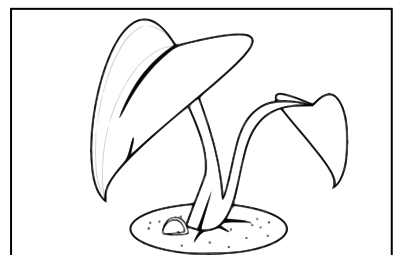
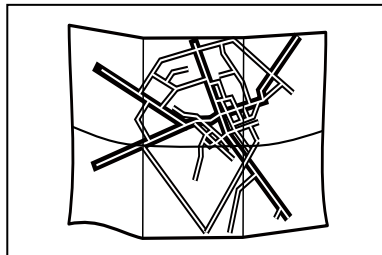
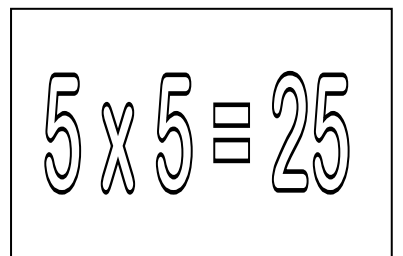



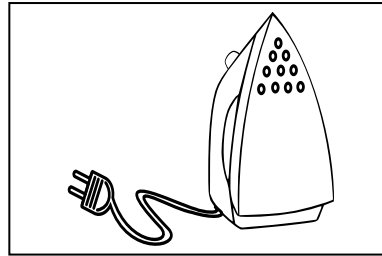
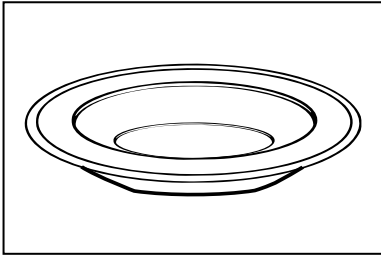
Nombre:



Fecha:






Recorta y pega en tu cuaderno. Escribe la palabra





Ordena las siguientes sílabas y escribe las palabras en tu cuadernos.



tar-plan

ta-pla

plo-tem

ya-pla

so-te-ple



pla-no-ta

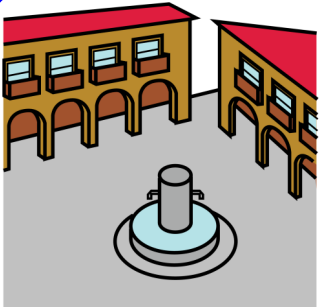
a-so-plau

plás-co-ti

ex-sión-plo

plas-ti-car-fi

Ordena las siguientes palabras y escribe las frases en tu cuaderno.




En una fuente. la plaza hay

con Escribe pluma. Luís

planeta. Plutón no un es

Mi la ropa. hermana plancha

Voy bañarme a la playa. a




Nombre: _____

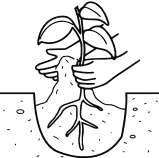
Fecha: _____





Inventa frases, con los dibujos que hay en los recuadros, en las que aparezcan palabras con la letra:






 plantar
 sembrar
 cultivar
 ...




 comer
 pelar
 coger
 ...




 pilotar
 aterrizar
 volar
 ...




 planchar
 guardar
 ordenar
 ...




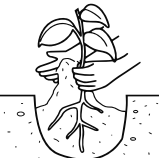

 limpiar
 quitar
 usar
 ...




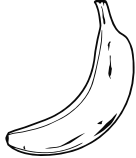

 Visitar
 ir
 ver
 ...






 plantar
 sembrar
 cultivar
 ...




 comer
 pelar
 coger
 ...




 pilotar
 aterrizar
 volar
 ...




 planchar
 guardar
 ordenar
 ...




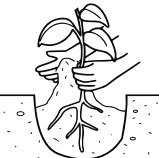

 limpiar
 quitar
 usar
 ...






 Visitar
 ir
 ver
 ...






 plantar
 sembrar
 cultivar
 ...




 comer
 pelar
 coger
 ...




 pilotar
 aterrizar
 volar
 ...




 planchar
 guardar
 ordenar
 ...




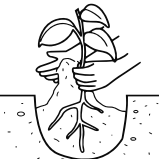

 limpiar
 quitar
 usar
 ...




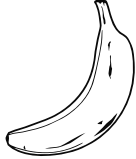

 Visitar
 ir
 ver
 ...






 plantar
 sembrar
 cultivar
 ...




 comer
 pelar
 coger
 ...




 pilotar
 aterrizar
 volar
 ...




 planchar
 guardar
 ordenar
 ...




 limpiar
 quitar
 usar
 ...




 Visitar
 ir
 ver
 ...

