



b i B I

MÉTODO DE LECTO - ESCRITURA "ACTILUDIS"

NOTA: Este método es autoría de José Miguel de la Rosa Sánchez y está bajo licencia Creative Commons BY-NC-SA 3.0. De este método se pueden hacer tantas copias impresas como se desee siempre que su distribución sea totalmente gratuita para uso exclusivo de la enseñanza.


Queda totalmente prohibida la venta total o parcial del método así como su inclusión en cuadernos recopilatorios por los cuales se cobre por su utilización.

Así mismo bajo las condiciones de la licencia BY-NC-SA 3.0. puede COMPARTIRLO en REDES SOCIALES, WEB Y BLOG, pero en todos los casos enlazando al material original alojado en actiludis.com y NUNCA descargando y compartiendo desde un blog externo al original.

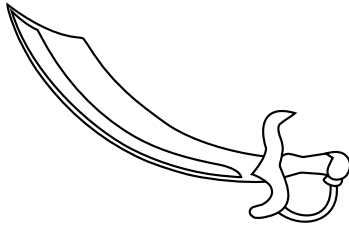
Nombre: _____

Fecha: _____






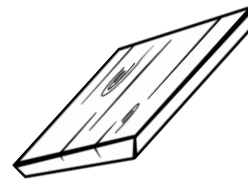
Una blusa



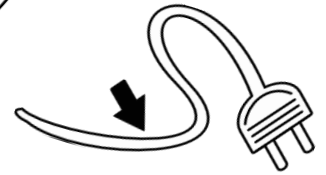
Un sable



El roble



Una tabla



El cable



Un tablón



Mi pueblo



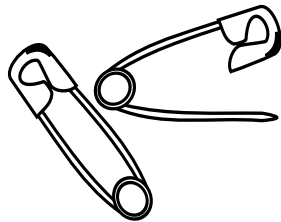
El diablo



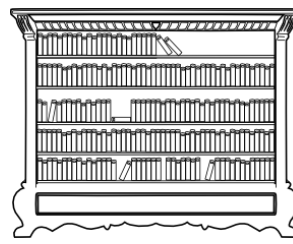
Un establo La Biblia



Su ombligo



Los imperdibles



La biblioteca



El impermeable

Pablo se dirige a la biblioteca de su población con el tablero de parchís en la mano. El día amaneció con niebla y ahora está nublado, pero no tan horrible como para no jugar unas partidas con sus amables amigos Blas y Blanca.

Aunque ha ganado el doble de veces que ellos, es un jugador aceptable que sabe ganar y perder noblemente.



Nombre:



Fecha:



Escribe "bl" y el nombre de los dibujos.



→ BI BI BI BI BI Bla Ble Blo Blu Bli


→

→

→

→

→



→

→

→

→

→

→



Nombre:



Fecha:

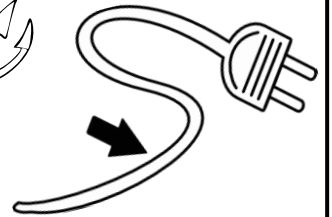
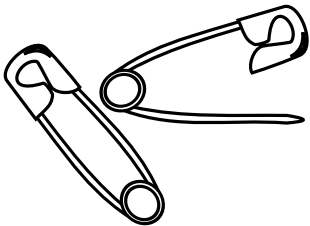

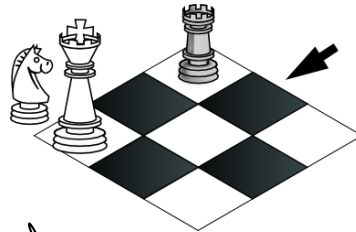
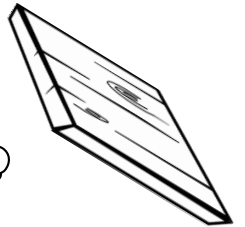
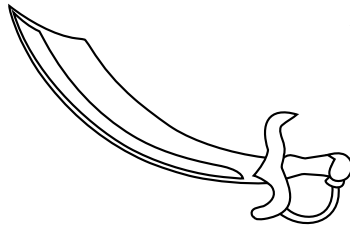




Escribe "bl" y el nombre de los dibujos.




BI BI BI BI BI Bla Ble Blo Blu Bli

Handwriting practice lines with arrows on the left side.



Handwriting practice lines with arrows on the left side.



Nombre: _____



Fecha: _____



bla - bli - blu - blo - ble




COLOREA SEGUN LAS CLAVES Y DESCUBRE UN DIBUJO


bla, ble, bli, blo, blu de ROJO

bal, bel, bil, bol, bul de AZUL

The drawing shows a girl's face with the following words scattered throughout: bla, bli, blu, blo, ble, bal, bel, bil, bol, bul. Some words are circled in blue, while others are not.



Nombre:



Fecha:



Completa las siguientes palabras
y clasifícalas en el dibujo
que tenga su sílaba

bla - ble - blo - bli - blu



ta___

terri___

pro___ma

nie___

bi___oteca

esta___

ama___

bi___a

amue___

___que

dia___ra


nu___do

pu___co

___són

___sa

ORDENA LAS PALABRAS



bl_




bl_




bl_

Large grid for writing the sorted words.




bl_

Grid for writing the word for the shirt.




bl_

Grid for writing the word for the baby.



Nombre: _____



Fecha: _____



Completa las siguientes palabras y clasifícalas en el dibujo que tenga su sílaba

bla - ble - blo - bli - blu



ta____

terri____

pro____ma

nie____

bi____oteca

esta____

ama____

bi____a

amue____

____que

dia____ra

nu____do

pu____co


____són

____sa

ORDENA

LAS

PALABRAS



bl_



bl_



bl_

→ _____

→ _____

→ _____

→ _____


→ _____

→ _____

→ _____

→ _____

→ _____



bl_

→ _____

→ _____

→ _____



bl_


→ _____

→ _____

→ _____




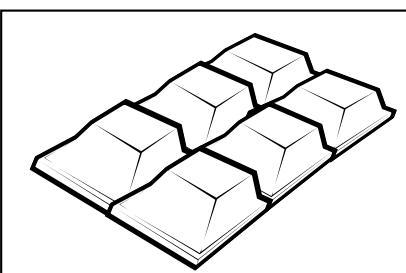
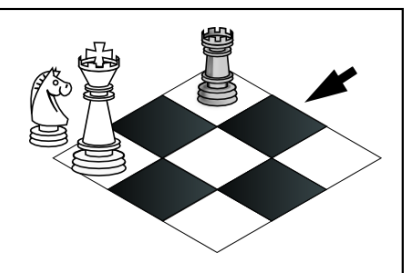
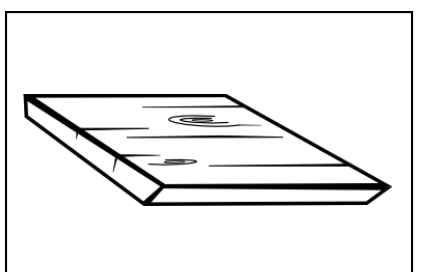
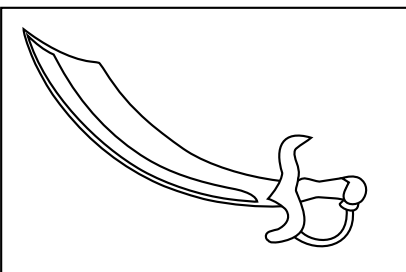

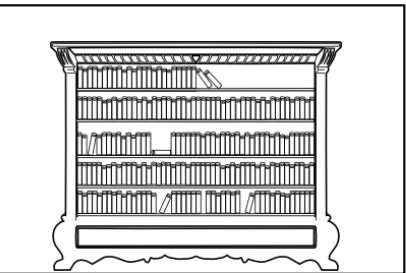
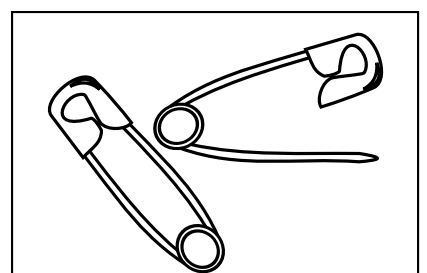



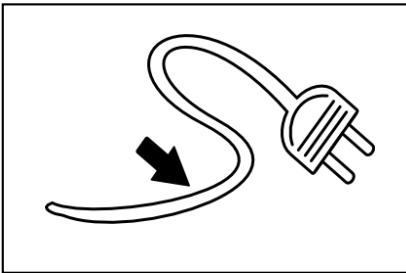



Nombre: _____



Fecha: _____

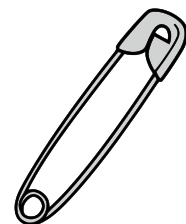
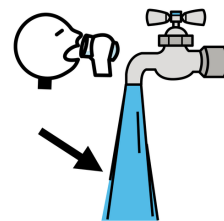


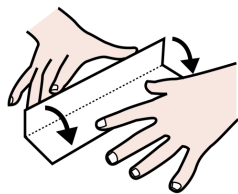




Recorta y pega en tu cuaderno. Escribe la palabra





Ordena las siguientes sílabas y escribe las palabras en tu cuadernos.




co - blan

do - blan

blar - do

blan - nie - ca - ves

ta - ta - ble



po - ble - ta


im - per - ble - di

pú - co - bli

ta - ro - ble

bi - blio - ca - te

Ordena las siguientes palabras y escribe las frases en tu cuaderno.



por teléfono. mucho Blanca habla

Los encajables. bloques son

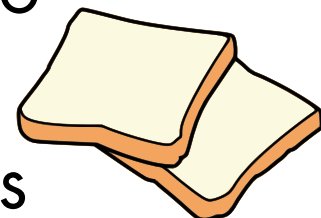


publicidad. ponen tele En la



El la película. público vio

Las blanco. son de pan rebanadas





Nombre:

Fecha:



Inventa frases, con los dibujos que hay en los recuadros, en las que aparezcan palabras con la letra:






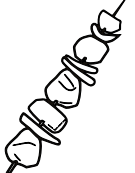

 abrir
 romper
 agujerear
 ...
 




 abrir
 cerrar
 echar
 ...
 


 trabajar
 ir
 dirigir
 ...
 




 poner
 quitar
 comprar
 ...
 




 escribir
 anotar
 apuntar
 ...
 


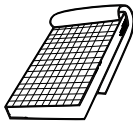

 preparar
 cocinar
 comer
 ...
 


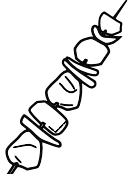

 abrir
 romper
 agujerear
 ...
 




 abrir
 cerrar
 echar
 ...
 


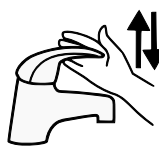

 trabajar
 ir
 dirigir
 ...
 




 poner
 quitar
 comprar
 ...
 




 escribir
 anotar
 apuntar
 ...
 


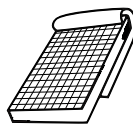

 preparar
 cocinar
 comer
 ...
 


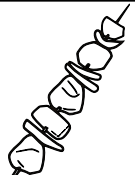

 abrir
 romper
 agujerear
 ...
 




 abrir
 cerrar
 echar
 ...
 

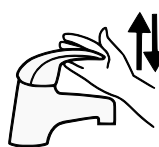

 trabajar
 ir
 dirigir
 ...
 



 poner
 quitar
 comprar
 ...
 




 escribir
 anotar
 apuntar
 ...
 




 preparar
 cocinar
 comer
 ...
 



 abrir
 romper
 agujerear
 ...
 


 abrir
 cerrar
 echar
 ...
 


 trabajar
 ir
 dirigir
 ...
 


 poner
 quitar
 comprar
 ...
 


 escribir
 anotar
 apuntar
 ...
 


 preparar
 cocinar
 comer
 ...
 